


























































Condensed operating instructions for extensions (Automatic access to outside line)

Performance feature

Operation

Internal calls	 R  	
External calls	  	
Setting own number for next call	 R 8 1 0 ... 9  	
Temporary disabling of own number transmission	 * 3 1  	
Forward call with prior notice	 R  	
Calling another party during an on-going call	 R  	
Accepting calls	 R 4 0 	
Accepting a call from an answering machine	 R 4 9 	
Barring call waiting during an on-going call	 R 0 	
Accepting call waiting during an ongoing call	 R 2 	
Talking with two parties simultaneously	 R 0   R 3 	
Switching between two parties	 R   R 2  ...	
Accepting a further call during an ongoing call	 R 2 	
Call transfer (ECT)	 R 2  R 4	
Message	 R 3   	
Follow me internal, on	 R 7 8 1  # 	
Follow me internal, off	 R 7 8 0 	
Speed dialing	 R 6  	

Do you need other brief operators manuals? The CD delivered with the system contains an operators manual in PDF format (X1524_KBE). Call up this file and print out the number of copies you need.

Performance feature

Operation

Configuring call forwarding »immediate«

 * 2 1 *  # 



Configuring call forwarding »on no answer«

 * 6 1 *  # 



Configuring call forwarding »on busy«

 * 6 7 *  # 



Deactivating call forwarding »immediate«

 # 2 1 # 



Deactivating call forwarding »on no answer«

 # 6 1 # 



Deactivating call forwarding »on busy«

 # 6 7 # 



Configuring automatic call-back on busy

  * 3 7 # 



Configuring automatic call-back »on no answer«

  * 3 7 # 



Logging in to a team

 R 7 3 6 0 0 ... 0 9 



Room surveillance

 R   PIN 2  

Project number for next call

 R 7 2  #   

Project number for one call

 R 7 2  #   R 

TDoor Calls

  9 






























































Activating the door opener

 # 9  



Condensed operating instructions for extensions (Making calls with prefixes)

Performance feature	Operation	
Internal calls	  	
External calls	  	
Setting own number for next call	 8 1 0 ... 9  	
Temporary disabling of own number transmission	 * 3 1 #  	
Forward call with prior notice	  	
Calling another party during an on-going call	  	
Accepting calls	 4 0 	
Accepting a call from an answering machine	 4 9 	
Barring call waiting during an on-going call	 R 0 	
Accepting call waiting during an ongoing call	 R 2 	
Talking with two parties simultaneously	 R 0   R 3 	
Switching between two parties	 R   R 2  ...	
Accepting a further call during an ongoing call	 R 2 	
Call transfer (ECT)	 R 2  R 4	
Message	 3   	
Follow me internal, on	 7 8 1  # 	
Follow me internal, off	 7 8 0  # 	
Speed dialing	 6  	

Do you need other brief operators manuals? The CD delivered with the system contains an operators manual in PDF format (X1524_KB_E1). Call up this file and print out the number of copies you need.

Performance feature

Operation

Configuring call forwarding »immediate«

 * 2 1 *  # 



Configuring call forwarding »on no answer«

 * 6 1 *  # 



Configuring call forwarding »on busy«

 * 6 7 *  # 



Deactivating call forwarding »immediate«

 # 2 1 # 



Deactivating call forwarding »on no answer«

 # 6 1 # 



Deactivating call forwarding »on busy«

 # 6 7 # 



Configuring automatic call-back on busy

  * 3 7 # 



Configuring automatic call-back »on no answer«

  * 3 7 # 



Logging in to a team

 7 3 6 0 0 ... 0 9 


Room surveillance

   PIN 2  

Project number for next call

 7 2  #   

Project number for one call

 7 2  #  R 

TDoor Calls

  9 



Activating the door opener

 # 9  

