

# Condensed operating instructions for extensions (Automatic access to outside line)

Performance feature	Operation	
Internal calls	<b>R</b>	
External calls		
Setting own number for next call	<b>R 8 1</b> ... <b>3 0</b> ... <b>9</b>	
Temporary disabling of own number transmission	<b>*</b> <b>3 1 #</b>	
Forward call with prior notice	<b>R</b>	
Calling another party during an on-going call	<b>R</b>	
Accepting calls	<b>R 4 0</b>	
Accepting a call from an answering machine	<b>R 4 9</b>	
Barring call waiting during an ongoing call	<b>R 0</b>	
Accepting call waiting during an on-going call	<b>R 2</b>	
Talking with two parties simultaneously	<b>R 0</b> <b>R 3</b>	
Switching between two parties	<b>R</b> <b>R 2</b> ...	
Accepting a further call during an on-going call	<b>R 2</b>	
Call transfer (ECT)	<b>R 2</b> <b>R 4</b>	
Message	<b>R 3</b>	
Announcement		
Follow me internal, on	<b>R 7 8 1</b> <b>#</b>	
Follow me internal, off	<b>R 7 8 0</b> <b>#</b>	
Speed dialing	<b>R 6</b>	

Do you need other brief operators manuals? The CD delivered with the system contains an operators manual in PDF format (X1721\_KBE.PDF). Call up this file and print out the number of copies you need.

## Performance feature

## Operation

Configuring call forwarding »immediate«

\* 2 1 \* #



Configuring call forwarding »on no answer«

\* 6 1 \* #



Configuring call forwarding »on busy«

\* 6 7 \* #



Deactivating call forwarding »immediate«

# 2 1 #



Deactivating call forwarding »on no answer«

# 6 1 #



Deactivating call forwarding »on busy«

# 6 7 #



Configuring automatic call-back on busy

\* 3 7 #



Configuring automatic call-back »on no answer«

\* 3 7 #



Door calls



Activating the door opener

R 9



Activating the door opener

R 9



Logging in to a team

R 7 3 6 0 0 ... 1 9



Room surveillance

R PIN

Project number for next call

R 7 2 #

Project number for one call

R 7 2 # R

Switching contact on

R 7 4 7 1 ... 4



Switching contact of

R 7 4 8 1 ... 4



Switching contact for 3 seconds

R 7 4 9 1 ... 4



Internal signaling function on

R 7 5 1 1



External signaling function on

R 7 5 1 2



Signaling function off

R 7 5 1 0

































































Deactivating automatic access to outside line

R 7 6 6 0



# Condensed operating instructions for extensions (Making calls with prefixes)

Performance feature	Operation	
Internal calls	  	
External calls	  	
Setting own number for next call	 <b>8 1</b> ... <b>3 0</b> ... <b>9</b>  	
Temporary disabling of own number transmission	 <b>*</b> <b>3 1 #</b>  	
Forward call with prior notice	  	
Calling another party during an on-going call	  	
Accepting calls	 <b>4 0</b> 	
Accepting a call from an answering machine	 <b>4 9</b> 	
Barring call waiting during an ongoing call	 <b>R 0</b> 	
Accepting call waiting during an on-going call	 <b>R 2</b> 	
Talking with two parties simultaneously	 <b>R 0</b>   <b>R 3</b> 	
Switching between two parties	 <b>R</b>   <b>R 2</b>  ...	
Accepting a further call during an on-going call	 <b>R 2</b> 	
Call transfer (ECT)	 <b>R 2</b>  <b>R 4</b>	
Message	 <b>3</b>   	
Announcement	   	
Follow me internal, on	 <b>7 8 1</b>  <b>#</b> 	
Follow me internal, off	 <b>7 8 0</b>  <b>#</b> 	
Speed dialing	 <b>6</b>  	

Do you need other brief operators manuals? The CD delivered with the system contains an operators manual in PDF format (X1721\_KBE.PDF). Call up this file and print out the number of copies you need.

## Performance feature

## Operation

Configuring call forwarding »immediate«

\* 2 1 \* #



Configuring call forwarding »on no answer«

\* 6 1 \* #



Configuring call forwarding »on busy«

\* 6 7 \* #



Deactivating call forwarding »immediate«

# 2 1 #



Deactivating call forwarding »on no answer«

# 6 1 #



Deactivating call forwarding »on busy«

# 6 7 #



Configuring automatic call-back on busy

\* 3 7 #



Configuring automatic call-back »on no answer«

\* 3 7 #



Door calls



Activating the door opener

R 9



Logging in to a team

7 3 6 0 0 ... 1 9



Room surveillance

PIN

Project number for next call

7 2 #

Project number for one call

7 2 # R

Switching contact on

7 4 7 1 ... 4



Switching contact of

7 4 8 1 ... 4



Switching contact for 3 seconds

7 4 9 1 ... 4



Internal signaling function on

7 5 1 1



External signaling function on

7 5 1 2



Signaling function off

7 5 1 0



Activating automatic access to outside line

7 6 6 1

